

# Contents

## EnglishSmart in 90 Days

- 1 A Visit to Apple Tree Farm
- 2 "Y" as a Vowel
- 3 An Apple for the Teacher
- 4 Long Vowel Digraphs
- 5 Making Music
- 6 Hard and Soft "C" and "G"
- 7 The Talent Show
- 8 Silent Consonants
- 9 Grandma's Quilt
- 10 You Deserve A Break!**
- 11 Rhyming Words
- 12 The Quilting Bee
- 13 Common and Proper Nouns
- 14 The Great Wall of China
- 15 Collective Nouns
- 16 Chinese New Year
- 17 Plural Nouns
- 18 The Clown Party
- 19 Parts of a Sentence
- 20 You Deserve A Break!**
- 21 Wonderbolt Circus Show
- 22 Telling Sentences and Asking Sentences
- 23 Making Maple Syrup
- 24 Punctuation
- 25 Recipe for French Toast
- 26 Capitalization
- 27 Trees
- 28 Pronouns
- 29 How Pioneers Used Trees
- 30 You Deserve A Break!**
- 31 Possessive Adjectives and Pronouns
- 32 City Scenes
- 33 Subject-Verb Agreement
- 34 Country Sights
- 35 The Simple Present Tense
- 36 Sunflowers
- 37 The Simple Past Tense
- 38 Celery Experiment
- 39 The Simple Future Tense
- 40 You Deserve A Break!**
- 41 Food from Plants
- 42 Past Tense Verbs
- 43 Drinks from Plants
- 44 Adjectives
- 45 Swimming with Dolphins
- 46 Comparative Adjectives

# GRADE 3

47 Dolphin Facts

48 Adverbs

49 Magnets

**50 You Deserve A Break!**

51 Prepositions

52 Using Magnets

53 Articles

54 Niagara Daredevils

55 Conjunctions (1)

56 The CN Tower

57 Conjunctions (2)

58 The Pet Goldfish

59 Modals

**60 You Deserve A Break!**

61 Water World

62 Contractions

63 Hat Day at School

64 Abbreviations

65 Recycling Rules

66 Root Words

67 Basketball

68 Prefixes "Un" and "Re"

69 Terry Fox

**70 You Deserve A Break!**

71 Compound Words (1)

72 The Royal Canadian Mint

73 Compound Words (2)

74 Canadian Coins

75 Confusing Words

76 Hurricane Names

77 Synonyms

78 How Dinosaurs Got Their Names

79 Antonyms

**80 You Deserve A Break!**

81 Volcanoes

82 Homophones

83 A Diamond Is Forever

84 Similes

85 Working across Canada

86 Forming Sentences

87 Canada's National Anthem

88 Forming Questions (1)

89 Forming Questions (2)

**90 You Deserve A Break!**

**Answers**

Date : \_\_\_\_\_

Day

1

# A Visit to Apple Tree Farm

Ben's teacher asked Ben to write a report for the school newsletter.

On September 20, Ms. Miller took us to visit Apple Tree Farm. Farmer Mike took everyone on a wagon ride and told us some interesting information about different varieties of apples.

We learned that the most popular apple is called McIntosh. It is named after John McIntosh, who grew apples in Ontario almost two hundred years ago. Some other popular varieties are Empire, Gala, Northern Spy, Red Delicious, and Golden Delicious.

Farmer Mike also told us that the trees in his orchard are dwarf apple trees. They do not grow very tall so people can pick the apples more easily.

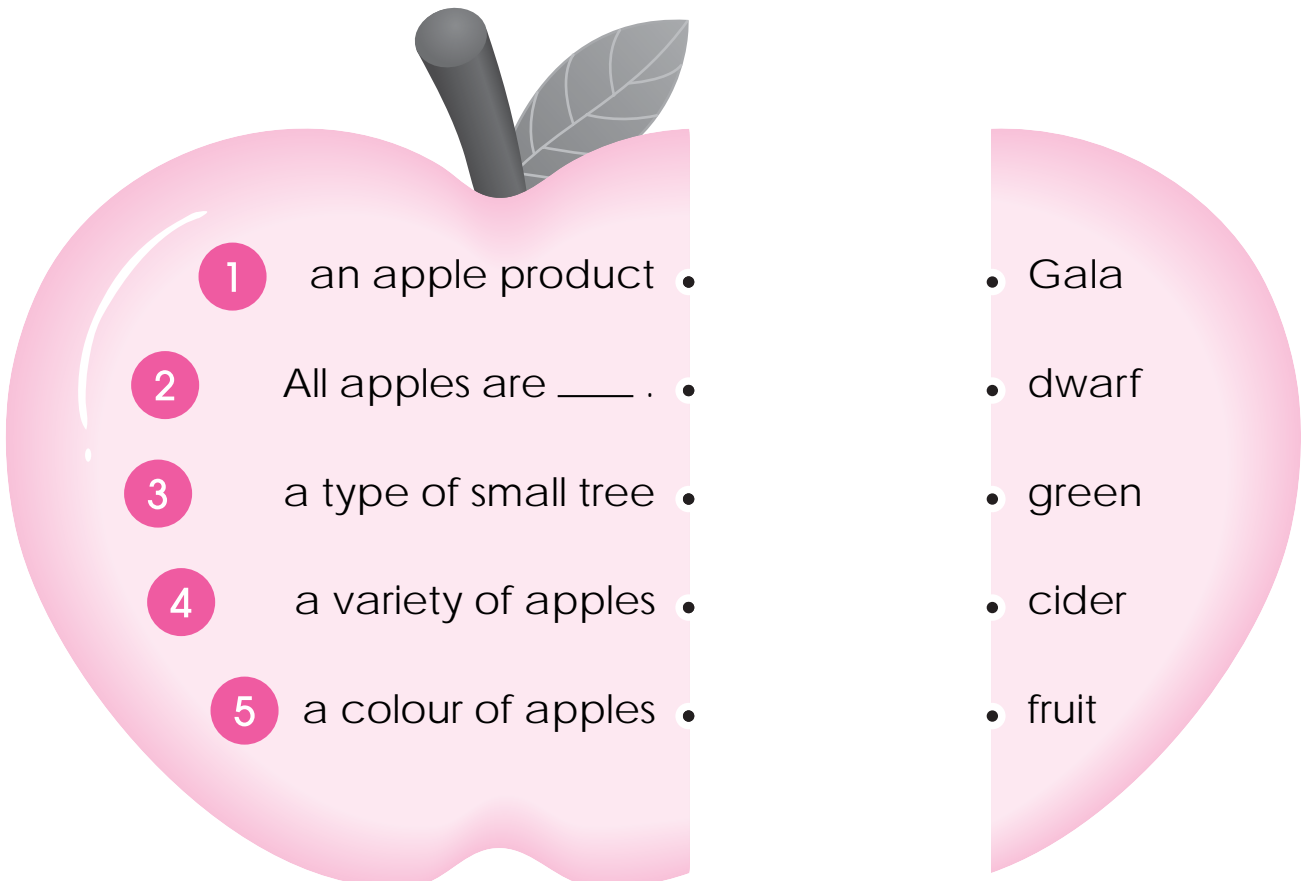
At the end of the visits, we saw a great display of apple products. There were apple cider, apple jelly, and apple butter. We could smell apple pies baking and Ms. Miller bought two big pies for us to eat when we got back to school. The pies were made with Northern Spy apples. It was fun to have seen the apple orchard where those apples had been picked.



**A. Fill in the blanks with the correct answers.**

1. A popular apple variety is \_\_\_\_\_ .  
McIntosh      McDonald      Mike's
2. A place where apples grow is an \_\_\_\_\_ .  
garden      orchard      dwarf
3. Another word for "delicious" is " \_\_\_\_\_ " .  
pretty      tasty      healthy
4. A good month for picking apples is \_\_\_\_\_ .  
June      March      September
5. The season for picking apples is \_\_\_\_\_ .  
spring      fall      winter

**B. Draw lines to show the correct answers.**



1 an apple product •

2 All apples are \_\_\_\_ . •

3 a type of small tree •

4 a variety of apples •

5 a colour of apples •

• Gala

• dwarf

• green

• cider

• fruit

# Prefixes "Un" and "Re"

A **prefix** is a group of letters added to the beginning of a word that changes the meaning of the word.

The prefix "un" means "not" or "opposite of".

*Example:* lucky – unlucky

The prefix "re" means "to do again".

*Example:* organize – reorganize

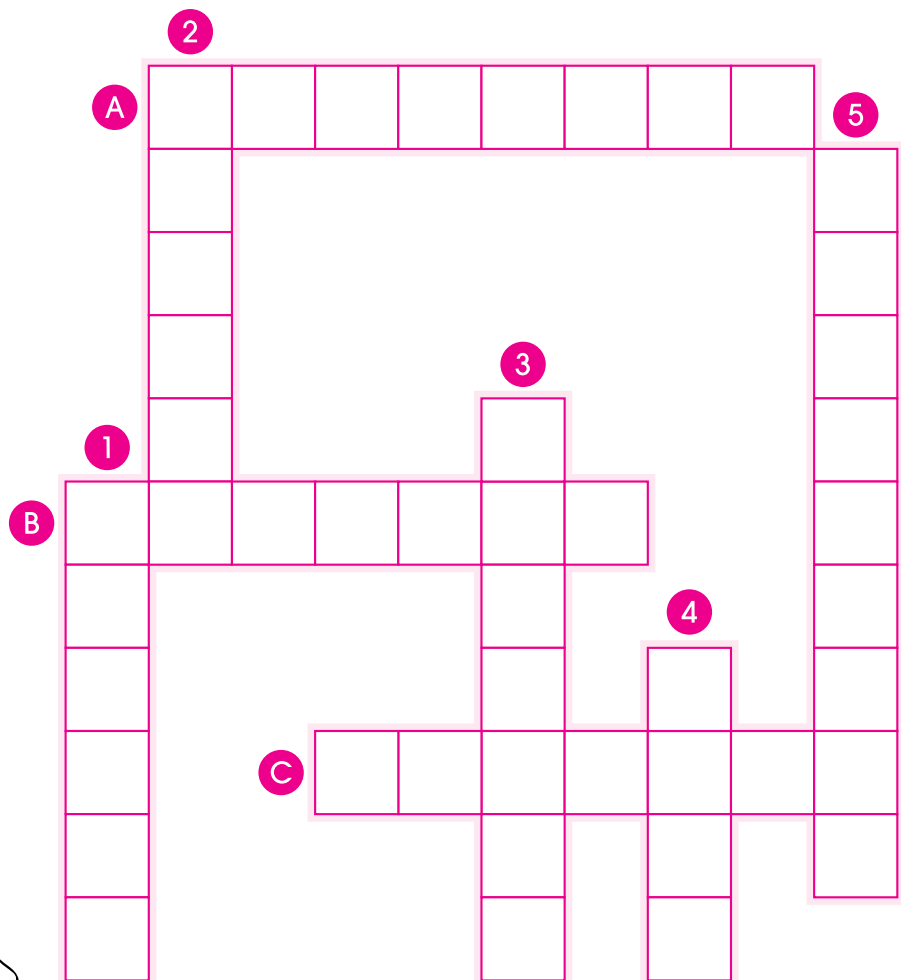
A. Read the clues and complete the crossword puzzle with "un" or "re" words.

## Across

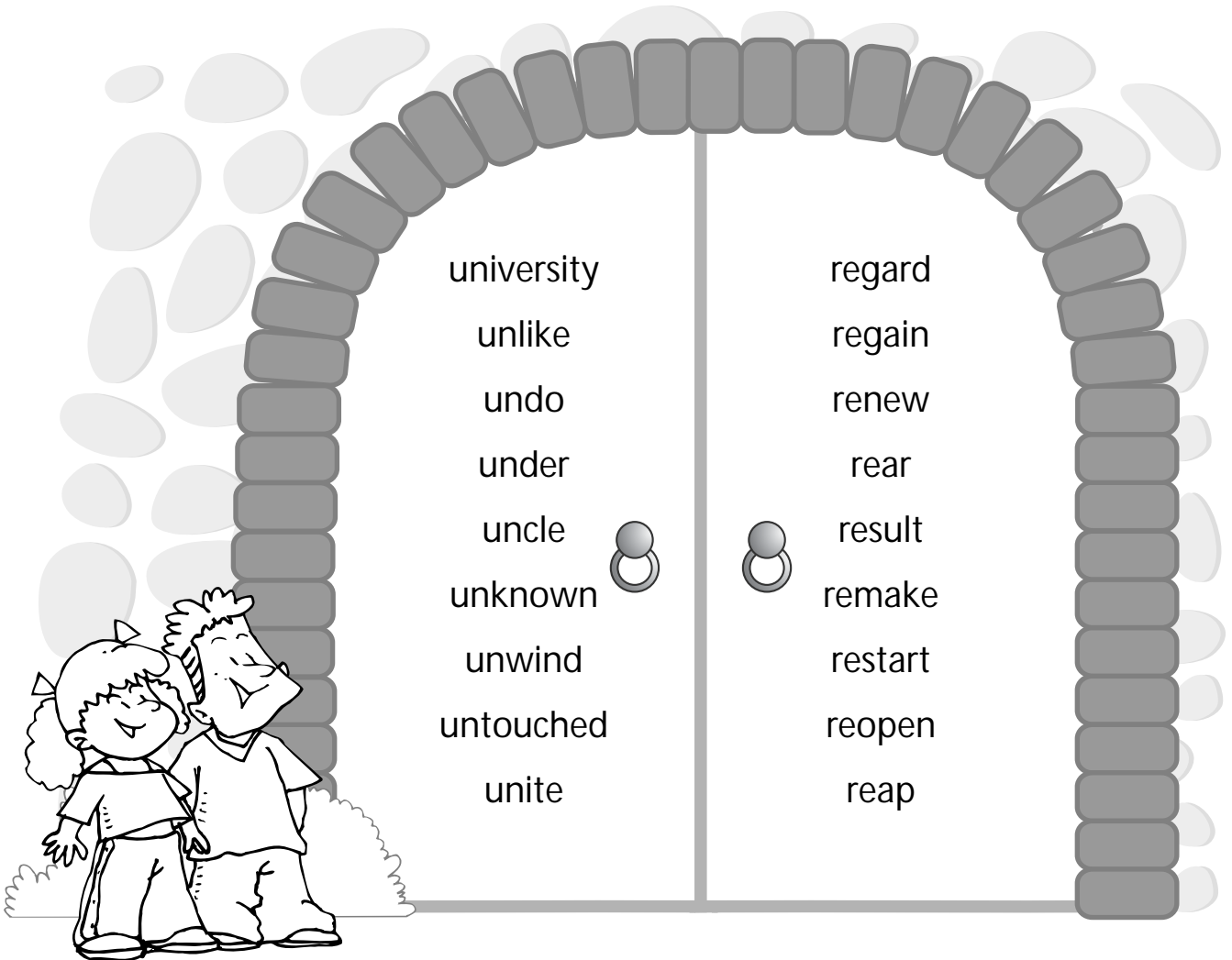
- A. not wanted
- B. think again
- C. not clean

## Down

1. take again
2. not able
3. not lucky
4. do again
5. not willing



B. Cross out ✕ the words that do not use “un” or “re” as a prefix.



C. Rewrite the following sentences. Add “un” or “re” to the underlined words.

1. Natasha told the story in her own way.

---

2. The stepmother was fair to Natasha.

---

3. Natasha found the gate locked.

---

4. Natasha was finally able to unite with her sister.

---